



The Alternative Denture



August 26, 2017

Google:

Dentures = **19,400,000** results*

* Search done July 6, 2017



Dentures = **19,400,000** results*

Loose Dentures = **596,000** results*

Denture Adhesive = **481,000**
results*

* Search done July 6, 2017



Dentures = **19,400,000** results*

Loose Dentures = **596,000** results*

Denture Adhesive = **481,000**
results*

Denture Lawsuits= **59,500** results*

* Search done July 6, 2017

Standard of Care

- Adherence to Scientific Principles and classic prosthodontic literature
- Professionally accepted materials
- Patient satisfaction results
 - ✓ Fit
 - ✓ Form
 - ✓ Function

The One Step Denture

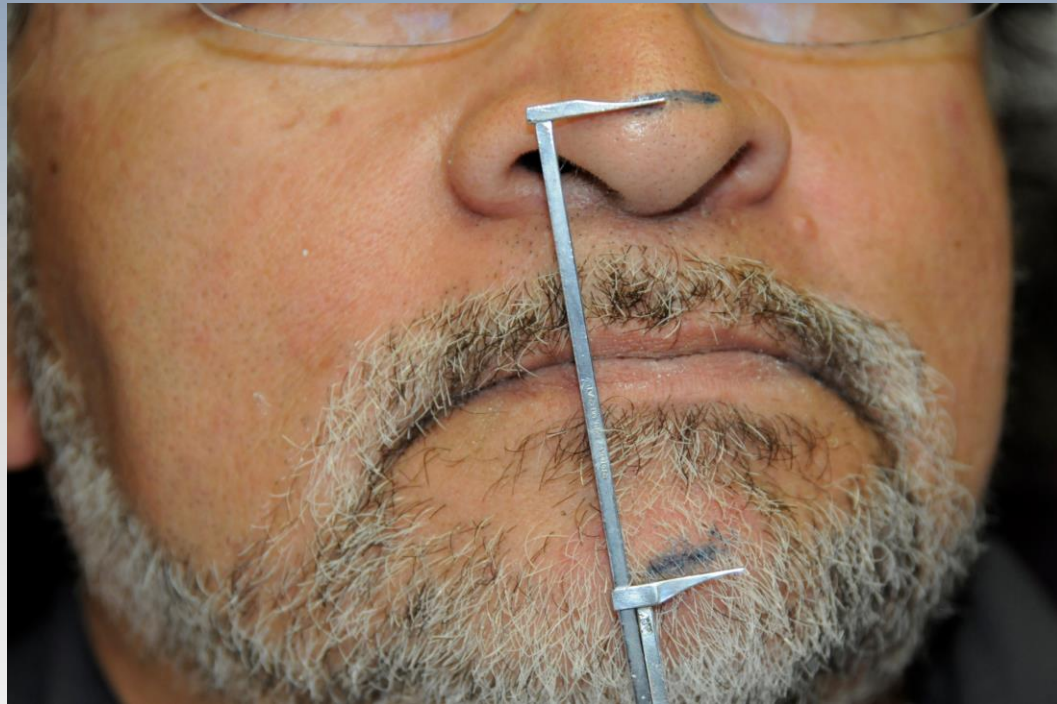
Workshop Components

- Model: upper or lower
- Handpiece with bur
- Boiling pot
- Reline material

The One Step Denture Technique



The One Step Denture



The One Step Denture



The One Step Denture



The One Step Denture

Step 1: Choose template closest to model



The One Step Denture



The One Step Denture

Step 2: Trim template to seat on model



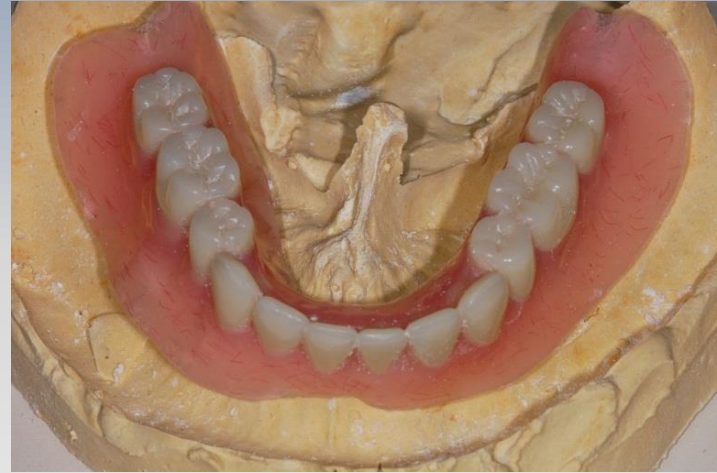
The One Step Denture

Step 3: Boil template for 1 minute to make malleable



The One Step Denture

Step 4: Adapt to model



The One Step Denture

Step 5: Reline Template



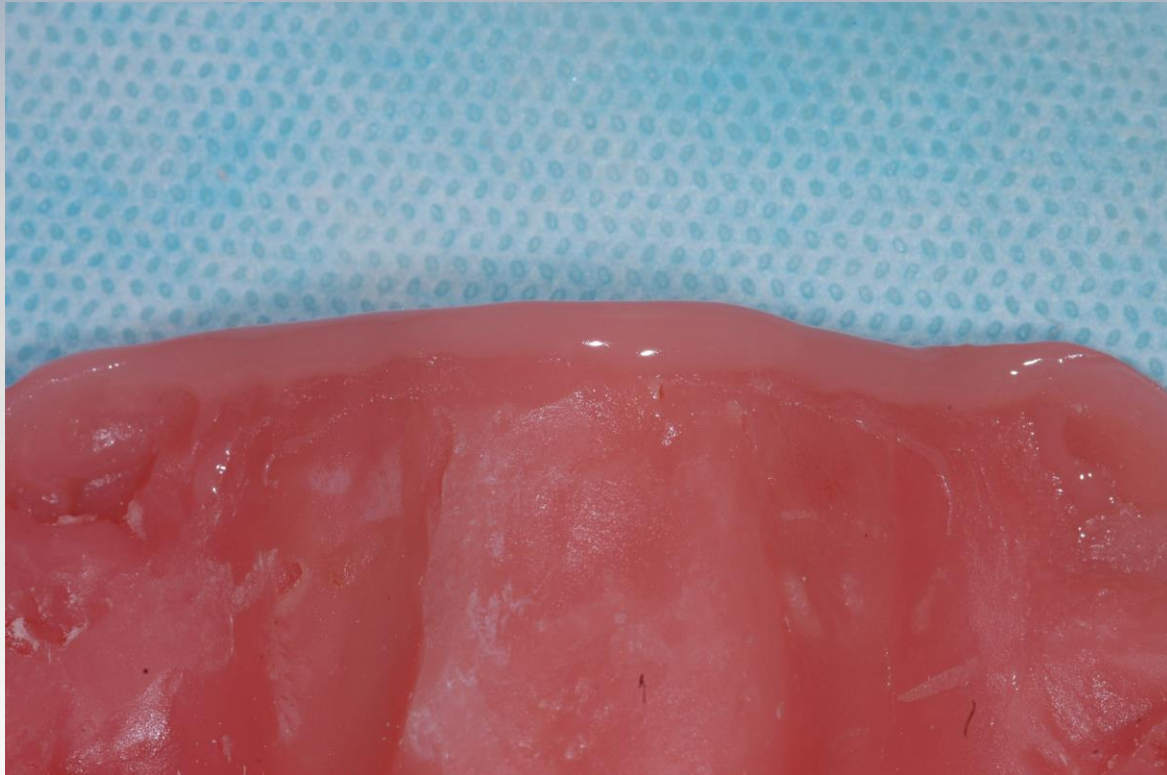
The One Step Denture

Step 6: Rough Finish



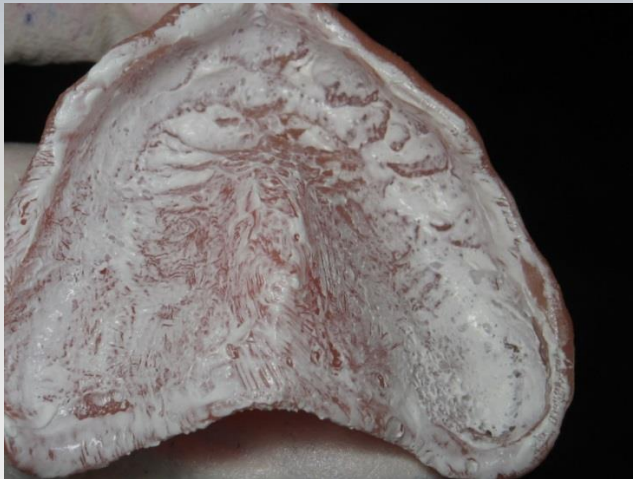
The One Step Denture

Step 7: Place Post Dam



The One Step Denture

Step 8: Check in Mouth



The One Step Denture

Step 9: Finish and Polish



The One Step Denture



The Larell Difference

- Innovative one hour technique
- Intuitive, easy to learn technique
- Addresses major barriers to care
 - Access
 - Cost
- Low adjustment rate
- Profitable for dentist
- Affordable for patient

Contact Information



Dr Lawrence Wallace
Phone 831.659.9300

Larry@larell.com